



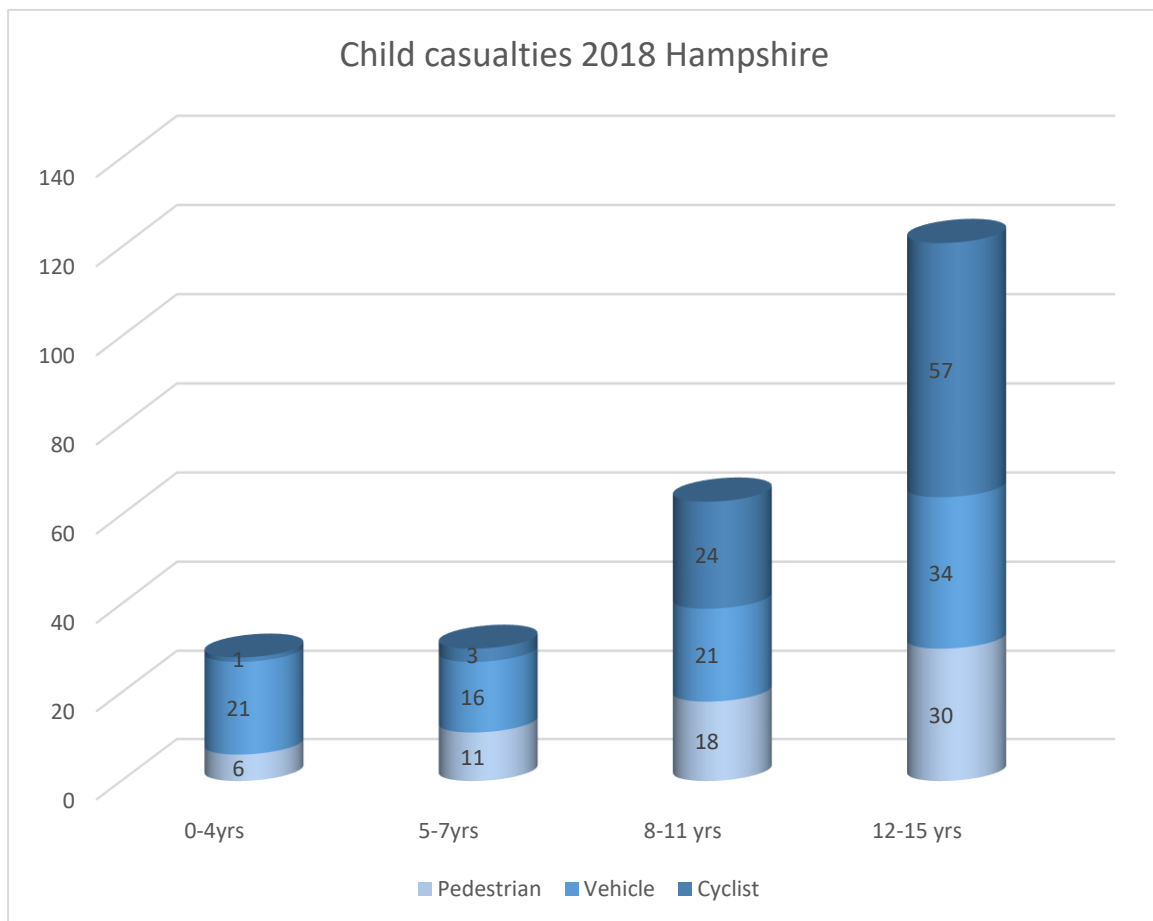
Kings Worthy Primary School

JRSO Newsletter 2



By Nicole & Oscar

We wanted to share why road safety is so important. This graph shows the data from Hampshire County Council for road casualties by age groups in 2018.



Streetlights are not enough for motorists to spot cyclists at night. Many incidents involving cyclists in the dark are due to them wearing dark clothing & no lights or reflectors. Bikes **MUST** have white front lights and red rear lights lit. At the back also there should be a red reflector. Reflective spokes can also help you to be seen from the side. There are reflective tapes and bands to help parts of the body such as ankles and wrists be seen also. The brighter and reflective you are, the better!

These rules should be considered for children cycling:

- make sure your child's bike fits them & that it is roadworthy;
- if an adult is cycling with a child, they should be behind the child. If there are two adults, one should be at the back and one in front of the children
- helmets are essential. Older children may think they look silly or don't fit in with the latest trend **BUT** they save lives. Make sure they fit properly
- set a good example and remember the highway code. Teach children road safety and awareness.



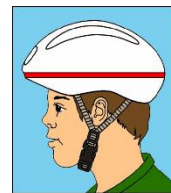
roadwise.co.uk



Sustrans.org.uk

To reduce the seriousness of a head injury if an accident occurs, a cycling helmet should be worn all the time when cycling

Wearing a helmet



- 1. Find the right size.**
- 2. Try it on. Make sure it's comfortable. Helmets vary to accommodate different size heads.**
- 3. Fine tune the fit – when you shake your head the helmet shouldn't become loose**
- 4. Fasten the straps – the side straps should meet just under the ear. The chin strap should still allow you to open your mouth so shouldn't be too tight but if too loose could fall off**

Wearing a helmet reduces the risk of a serious head injury by 45%

Word search

Try to find the words below



L	X	Z	V	A	U	T	U	S	A	I	P	C	M	E
O	A	E	F	O	O	T	B	R	I	D	G	E	N	M
L	I	B	S	H	D	E	E	F	A	I	W	Y	K	O
L	T	R	A	F	F	I	C	L	I	G	H	T	S	T
I	R	A	O	O	K	A	X	U	R	S	X	H	P	O
P	E	C	V	A	N	B	S	P	E	E	D	I	O	R
O	D	R	E	B	E	X	I	U	C	S	A	N	Y	C
P	S	O	R	E	L	S	U	D	I	Z	E	K	R	Y
P	U	S	I	L	O	R	R	Y	F	A	C	J	D	C
E	B	S	G	H	I	G	T	E	H	R	U	I	P	L
R	W	I	O	R	J	U	D	P	O	S	K	F	J	E
S	A	N	T	I	U	A	M	L	E	F	P	E	H	P
O	Y	G	U	X	N	S	B	U	T	N	S	B	S	T
N	F	L	R	A	N	E	T	S	I	L	B	E	C	I
D	G	F	W	T	I	C	P	O	L	S	U	P	F	E
P	E	L	I	C	A	N	C	R	O	S	S	I	N	G
E	P	A	T	K	I	G	N	S	M	G	O	A	R	F
G	R	E	N	T	L	O	O	K	L	U	N	F	E	R
R	A	C	T	U	H	O	T	N	E	M	E	V	A	P
B	E	D	O	C	S	S	O	R	C	N	E	E	R	G
S	I	G	I	T	R	A	F	F	I	C	T	J	L	M

- | | | |
|---------------------|---------------|----------------------|
| 1) footbridge | 8) pavement | 15) bus |
| 2) zebra crossing | 9) motorcycle | 16) speed |
| 3) subway | 10) listen | 17) taxi |
| 4) pelican crossing | 11) van | 18) green cross code |
| 5) lollipop person | 12) lorry | 19) traffic |
| 6) traffic lights | 13) think | |
| 7) look | 14) car | |

Somersetroadsafety.org



Slogan Competition

We would really like you to help us design a great new slogan for a road safety banner! The winning slogan as chosen by the school council, will be sent to Hampshire County Council Road Safety Team to make a new banner like the one we have out the front of school by the laybys.




(This is an example of the type of banner)

The aim is to remind drivers to take care when driving nearby school. The slogan cannot be too long but needs to be short and catchy – something that drivers and pedestrians can remember! A couple of ideas are: **Watch out! Children About** or **Be Aware. Drive With Care.** We know you can think of something much catchier!

Write your slogan onto the banner below. Don't forget to write your name and class and hand in to your teacher by Monday 9th March.

JRSO Nicole (6K) & Oscar (5S)



Name:

Class: