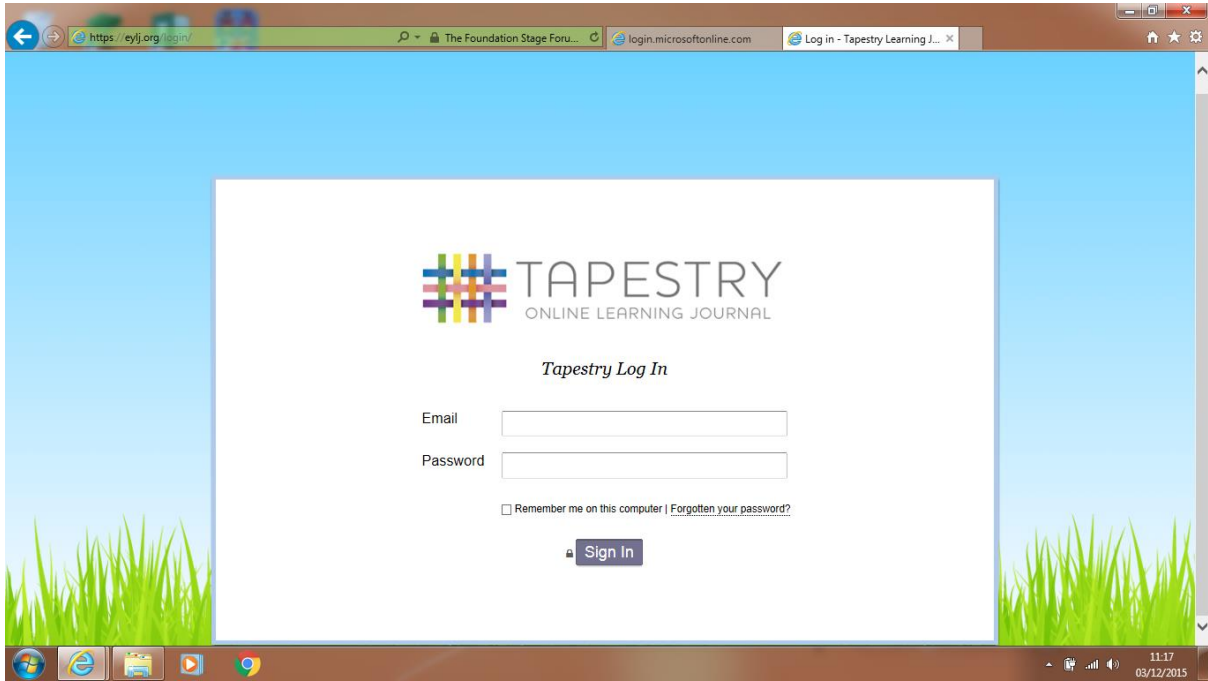
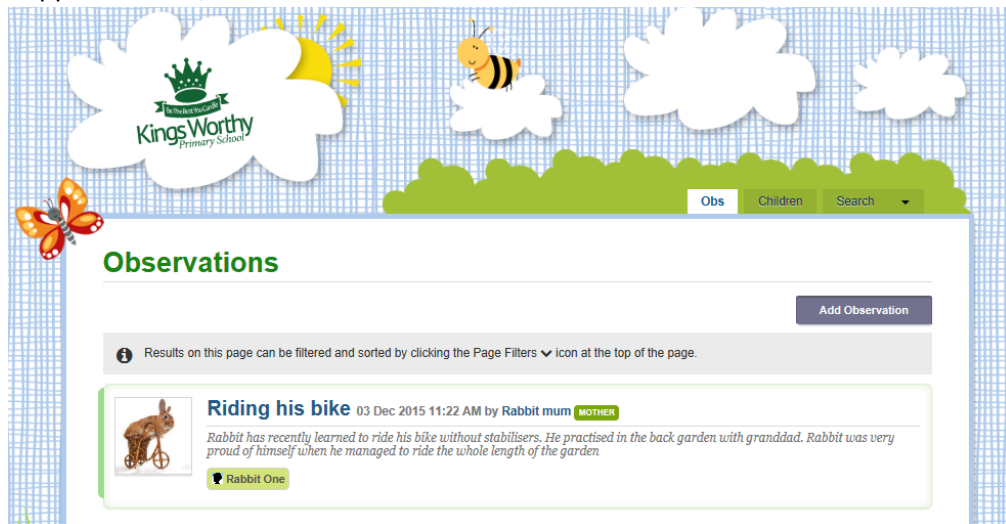


## Using Tapestry – On the Web

1. In your browser window type in 'eylj.org'



2. Enter the email you provided to the school and your password (if you are unsure of your password please speak to a member of staff so we can reset it for you), then click sign in.
3. Observations appear in a list, click on an observation to view it.



4. You can reply to an observation by writing in the box at the bottom of the page. We love to read your comments!

Notes

Rabbit has recently learned to ride his bike without stabilisers. He practised in the back garden with granddad. Rabbit was very proud of himself when he managed to ride the whole length of the garden on his own!

Like

Leave a reply



Add Reply

## Writing your own observation

We love to hear what your child is learning about at home, have they learned a new skill like bike riding, dance lessons etc? Have they made a new step forward in their reading at home or written their first birthday card for a friend? Perhaps there has been an important event in their lives, a birthday, new baby brother/sister e.t.c. We'd love to hear about it!

1. Click on 'add observation'
2. Select your child from the drop down menu and click add child, give your observation a title and add some notes about what they have been up to.

### Kings Worthy Primary School - Add Observation

Child

 Rabbit One

Title

Created

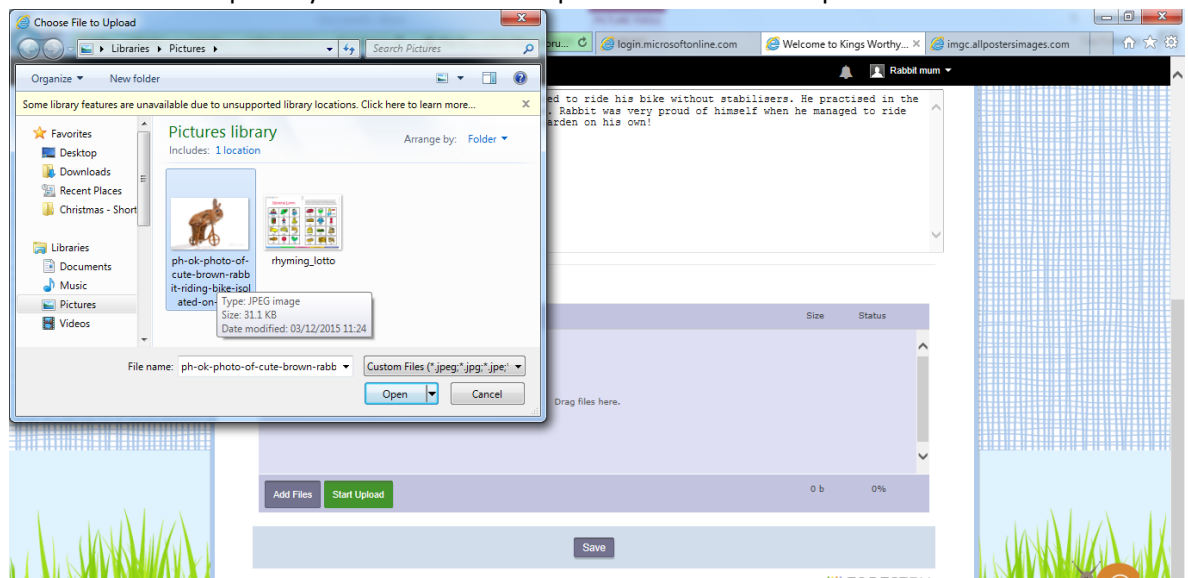
Notes

3. You can add pictures from your computer to go with the observation by scrolling down to the 'Add Media' section. Click 'add file' to find a photo.

**Add Media**

| Filename                                 | Size  | Status |
|--|---|--------|
| Drag files here.                         |   |        |
| <input type="button" value="Add Files"/> | <input type="button" value="Start Upload"/> | 0 b 0% |

Select the photo you want and click 'open' then click 'start upload'



4. Once your observation is complete, click 'Save' to add it to your child's learning journal.